

# HI network's annual report 2024



Handicap International — Humanity & Inclusion



Editorial

# 2024: Withstanding, adapting and responding to unprecedented turmoil

2024 was a year of challenges on an unprecedented scale, but also one of significant advances for HI that strengthened our organisation and enhanced our impact in the field. In the face of complex humanitarian crises and in a critical international context, we were able to adapt our actions to respond to the needs of vulnerable populations and people with disabilities.

**Our field programmes achieved unmatched levels of activity in 2024**, mobilising close to €195m. We scaled up our operations in several crisis zones, notably Gaza, Sudan and Haiti. Drawing on our **expertise and the engagement of our teams**, we were able to deploy emergency operations while consolidating our intervention approaches. We also **continued the structural transformation of our organisation**, taking an important step towards more local, autonomous management of our operations with the creation of new regional divisions in Latin America and the Middle East. This decentralisation has increased our response capacity and our ability to address realities on the ground.

## Protection of civilians and humanitarian personnel

Serious violations of International Humanitarian Law (IHL) continued throughout 2024, notably in Ukraine and Gaza, committed not only by authoritarian regimes but also by democracies. In the face of these violations, we redoubled our efforts to uphold respect for IHL, strengthening our advocacy at local and international level. Today, we are more determined than ever to speak out in defence of civilian populations impacted by conflict.

Ensuring the security of our teams has always been an absolute priority and yet, in 2024, we suffered numerous direct attacks on our staff and infrastructure. We will be strengthening our security measures still further in 2025 to provide the highest possible levels of protection for our colleagues working in the field.

## An unparalleled institutional funding crisis

One of the major challenges ahead concerns the funding of international aid. The brutal and unprecedented budget cuts

announced by the US government at the beginning of 2025 have come on top of the cuts already made by a number of European donors. The gap between humanitarian needs and available funding has never been wider and looks set to become wider still. After the chaos caused by these announcements, we must be prepared for a profound restructuring of the humanitarian assistance sector. We need to innovate, reinvent our methods of action and strengthen our partnerships if we are to safeguard the sustainability of our operations.

Fortunately, HI holds some strong cards:

- A significant proportion of our funding is generated from private sources.
- Our institutional donor portfolio is diversified, with US funding accounting for only around 22% of our revenues in 2024.
- By organising our operations around major regional programmes, we are in a position to vary and adapt the way we operate in individual countries, which helps us to withstand the risks of funding cuts.

With our resilience, expertise and fighting spirit, we are ready to face the challenges ahead and resolutely pursue our mission. ■

**Jean-Noël Dargnies** and **Manuel Patrouillard**

**Never in HI's history have so many of our colleagues and members of their families died in conflicts to which we were responding. Between November 2023 and November 2024, we mourned the deaths in Gaza, Lebanon and Syria of four of our colleagues and seven of their children. We would like to pay tribute to them here. Our thoughts are with their families and loved ones.**



Chad. Mariam, 53, originally from Maku in Sudan, sits outside her shelter in Adré camp after fleeing the conflict in Darfur.

### PRESENCE WORLDWIDE

**480** PROJECTS IN **58** COUNTRIES

### PEOPLE SUPPORTED DIRECTLY AND INDIRECTLY

DIRECT BENEFICIARIES<sup>1</sup>

**3,099,629** people

INDIRECT BENEFICIARIES:

**15,161,785** people

### PEOPLE REACHED BY SECTOR OF ACTIVITY

HEALTH<sup>2</sup> **934,468** people

SOCIAL & INCLUSION<sup>3</sup> **733,362** people

REHABILITATION SERVICES

**604,716** people

PROTECTION AND RISK REDUCTION<sup>4</sup>

**316,685** people

ARMED VIOLENCE REDUCTION<sup>5</sup>

**936,496** people

EMERGENCIES CONTEXTS

**1,809,530** people

### GLOBAL WORKFORCE<sup>6</sup>

**5,280 people**, or:

- **4,438** local staff in project countries
- **271** international staff in project countries
- **305** headquarters staff working in programme management HI network
- **266** staff working in support services, fundraising and communication

### HI NETWORK BUDGET

**273,9 million euros**

- 1. Direct beneficiaries:** People having directly benefited from the actions of HI or its partners in 2024. Some people may have benefited from several services or activities and been counted more than once. For this reason, data by sector of activity cannot be cumulated.
- 2. Health Early:** childhood development, emerging infectious diseases, non-communicable diseases, safe and inclusive mobility, sexual and reproductive health and rights, maternal, newborn and child health, mental health and psychosocial support.
- 3. Social & Inclusion:** Shelter and non-food items, environmental accessibility and information & communications technology, food aid, social development and social protection, water, sanitation and hygiene (WASH), inclusive education, economic inclusion.
- 4. Protection and risk reduction:** Inclusive humanitarian action, inclusive governance, protection against violence and abuse, disaster risk reduction and climate change adaptation.
- 5. Armed Violence Reduction:** Risk education, land release, conflict transformation.
- 6. Global workforce:** Workforce expressed in annual full-time equivalent positions.



# PART 1 | Who are we?

## Our vision

Outraged by the injustice faced by people with disabilities and vulnerable populations, we aspire to a world of solidarity and inclusion, enriched by our differences, where everyone can live in dignity.

## Our mission

HI is an independent and impartial aid organisation working in situations of poverty and exclusion, conflict and disaster. We work alongside people with disabilities and vulnerable populations, taking action and bearing witness in order to respond to their essential needs, improve their living conditions and promote respect for their dignity and fundamental rights.

## Our values

### HUMANITY

All our actions are underpinned by the value of humanity. We include everyone, discriminate against no one and recognise each individual's right to dignity. Our work is characterised by respect, benevolence and humility.

### INCLUSION

We work for the inclusion and participation of all people in society, ensuring diversity, equity and individual choice. We value difference.

### COMMITMENT

We are resolute, enthusiastic and bold in our commitment to developing appropriate, pragmatic and innovative solutions. We take action and rally those around us to fight injustice.

### INTEGRITY

We work in an independent, professional, altruistic and transparent manner.

## The Handicap International — Humanity & Inclusion Organisation

The HI Organisation is comprised of the Federation, established in 2009, and eight national associations founded between 1982 and 2006: Belgium, Canada, France, Germany, Luxembourg, Switzerland, the United Kingdom, the United States and an office in Austria.

The Federation implements the network's programmes in 49 countries under the name "Humanity & Inclusion" or "Handicap International", depending on the country.

In 2024, 15 of these programmes worked under the name "Handicap International", 6 as "Humanité & Inclusion" and 28 as "Humanity & Inclusion".

The national associations are called "Handicap International" in Belgium, France, Germany, Luxembourg and Switzerland, and "Humanity & Inclusion" in Canada — except in French-speaking Canada, where it is called "Humanité & Inclusion" — the United States and the United Kingdom.



## The HI network

The HI network is made up of the Federation that implements our programmes in 49 countries, 8 national associations, an office in Austria — under the name "Handicap International" — and the HI Institute for Humanitarian Action.

## HI Institute for Humanitarian Action: safeguarding our ethical principles

Since 2015, the HI Institute for Humanitarian Action — formerly the Handicap International Foundation — has been responsible for defining the ethical framework underpinning HI's actions. The Institute analyses the ethical and political issues facing the HI movement and the aid sector in general.

### IDEAS LABEL

In January 2016, with the help of the Institute for the Development of Ethics and Action for Solidarity (IDEAS), HI engaged in a process to enhance its governance, financial management and effectiveness. Our management and transparency were reviewed against 120 IDEAS evaluation criteria and based on an independent audit, the HI Federation obtained the IDEAS label. This IDEAS Label was renewed in November 2024.



## Institutional policies and Code of Conduct

HI's institutional policies set out the principles to be respected by all of our employees and partners. Our gender, safeguarding and child protection policies are accompanied by a code of conduct that applies to everyone representing HI (employees, people accompanying expatriate staff, consultants, service providers, partner organisations, interns and voluntary workers). Whenever local legislation permits, we incorporate this code of conduct into employment contracts and internal rules of procedure.

Our institutional policies are available on line at <https://hi.org/en/institutional-policies>:

- policy for the protection of beneficiaries against sexual exploitation and abuse, which also prohibits recourse to prostitution
- child protection policy
- policy on Disability, Gender and Age
- policy for the prevention of and fight against bribery and corruption
- policy on Safety and Security

## International recognition

**1996**  
The United Nations High Commissioner for Refugees awarded HI the Nansen Refugee Prize for its "outstanding work with refugees".

**1999**  
HI was granted and has since maintained special consultative status with the United Nations.

**2011**  
HI received the Conrad N. Hilton Humanitarian Prize for its actions in support of people with disabilities.

**1997**  
HI was co-laureate of the Nobel Peace Prize for its role in the International Campaign to Ban Landmines.

**2008**  
The Nansen Refugee Prize was awarded to the United Nations Mine Action Coordination Centre for South Lebanon in recognition of the work of its deminers, including three HI demining teams.

**2020**  
The European Union awarded HI with two Horizon prizes for innovation in humanitarian aid for its projects on tele-rehabilitation and the use of drones for mine clearance.

## They support our causes

HI is under the high patronage of Her Majesty Queen Mathilde of Belgium. Many other prestigious personalities support our causes, including Artus, William Boeva, Brusk, Fabian Bünker, Jessica Cox, Grégory Cuilleron, Yves Duteil, Ulrike Folkerts, Joachim Gérard, Rachel Kolly, Marie-Amélie Le Fur, Axelle Red, Saype, Celine van Till...





## PART 2 | OUR ACTIONS

### Key events 2024

#### ADVOCACY

### HI defends disarmament treaties more staunchly than ever

In today's conflicts, such as those in Ukraine, Gaza and Sudan, massive harm and suffering is being caused to civilians as a result of a sharp increase in violations of International Humanitarian Law (IHL) and an alarming erosion of its norms. In 2024, the intensive bombing of urban areas, use of banned weapons and denial of humanitarian access confirmed this trend, putting countless lives at risk.

Thanks to the Anti-Personnel Mine Ban Convention (Ottawa Treaty) and the Convention on Cluster Munitions (Oslo Treaty), spectacular progress has been made in protecting civilians from the devastation caused by these weapons. The adoption of the Ottawa Treaty in 1997 has led to more than 30 countries declaring themselves mine-free. Adopted in 2008, the Oslo Treaty, like the Ottawa Treaty, requires States to provide victim assistance to enable survivors and their communities to assert their rights and access essential medical care, rehabilitation services and socio-economic support. However, the current international context is weakening the consensus reached on the prohibition of these indiscriminate weapons. Some State parties have already withdrawn

from the treaties or are threatening to do so. Lithuania, for example, has left the Convention on Cluster Munitions, while Finland, Poland and the Baltic States are planning to withdraw from the mine ban treaty. Non-signatory states such as Russia and Myanmar have reportedly used landmines and cluster munitions in recent conflicts. And, in a departure from its previous policy, the United States, also a non-signatory, has announced its intention to transfer mines to Ukraine.

Yet, according to the Landmine and Cluster Munition Monitor's annual report for 2024, 84% of recorded landmine casualties were civilians, more than one third of them children, while civilians accounted for 93% of cluster munition casualties.

Because of this disproportionate human toll, HI is now more than ever committed to eradicating these weapons and is lobbying for the universalisation and implementation of treaties prohibiting their use. Enforcing the commitments of State Parties, raising awareness among decision-makers and mobilising the public on issues relating to these weapons are among our key priorities.

In November 2024, HI participated in the Fifth Review

Conference of the Mine Ban Convention to review progress, discuss challenges and strengthen international commitment to this treaty. At the conference, the States adopted an action plan for the period 2025-2029, to which HI made some significant contributions, notably regarding risk education, funding and victim assistance. To amplify the voices of the affected populations, we invited mine accident survivors and HI beneficiaries Emilie Vath and Srey Neang to share their stories with the State delegates. Ahead of the Conference, we had urged the State Parties to adopt a firm stance against any use or transfer of antipersonnel mines by any actor and under any circumstances.

At the 12th Meeting of State parties to the Convention on Cluster Munitions, HI and other civil society actors called on State parties to strengthen their commitment to the treaty and unequivocally condemn the use of these weapons. HI also stressed the urgent need for action on issues relating to victim assistance and stockpile destruction. With the death toll from mines and other explosive devices increasing by the day, HI continues to denounce the immediate and long-term harm these indiscriminate weapons cause to civilians. The use of anti-personnel mines or cluster munitions by any actor, anywhere and under any circumstance is unacceptable and prohibited.

#### GAZA

### Humanitarian response still impeded



Since October 2023, the intensification of hostilities in the Occupied Palestinian Territories has worsened an already fragile humanitarian situation. In the Hamas attacks

on Israel on 7 October 2023, 1,200 people lost their lives and 250 others were taken hostage. Since the beginning of Israel's military response, 61,709 Palestinians have been killed<sup>1</sup>, including three HI staff members, and 111,588 people have been injured<sup>2</sup>. 90% of the population has been forcibly displaced on several occasions and essential infrastructure, including hospitals and schools, has been destroyed. The ruins are littered with explosive remnants of war, posing a major threat to the population. Humanitarian needs in all sectors (medical, nutritional, hygiene, shelter, etc.) are huge. Between October 2023 and autumn 2024, HI delivered different types

of humanitarian aid to the Occupied Palestinian Territories. The emergency rehabilitation team assisted some 16,500 people injured by explosions or with disabilities or chronic diseases, carried out 157,191 wound care sessions, 169,761 physiotherapy sessions and 57,692 occupational therapy sessions, and provided 2,470 mobility aids. Our other teams conducted 48,190 psychological first aid and individual support sessions and distributed 8,076 non-food item kits, including wound dressings, first aid supplies and hygiene and dignity kits for children and adults. They also organised recreational activities, such as drawing, storytelling and handicrafts for 64,950 children. HI's community workers conducted risk education sessions and a child protection programme in 22 shelters and other strategic locations, reaching 287,677 people: 139,970 children and 147,707 adults. A large-scale media campaign using radio spots and text messages disseminated vital information to more than 500,000 people.



1. Source: Gaza Health Ministry. Data from 7th October 2023 to 27th January 2025.

2. Source: *Idib*.





**In 2024, 470,805 people benefited from HI's actions throughout Occupied Palestinian Territories**

In March 2024, despite the many difficulties getting humanitarian supplies into the Gaza Strip, HI's operational unit, Atlas Logistique, managed to open a warehouse in Rafah to provide shared storage services for humanitarian partners. After the warehouse was bombed, the unit's activities had to be suspended. Working with 17 partners, in 2024, Atlas Logistique coordinated the transit of 1,508 cubic metres of supplies through its Gaza warehouse, the equivalent of around 75 trucks.

## ADVOCACY

# Rehabilitation matters: a call for access to quality rehabilitation and assistive technology in conflict-affected areas

One third of the world's population is living with a health condition that could benefit from rehabilitation. The need for rehabilitation services and assistive technologies is immense but remains largely unmet, particularly in low- and middle-income countries and in areas affected by conflict. Conflict increases the risk of serious injury and illness, and therefore the demand for rehabilitation services. However, access is compromised by disrupted health systems, damaged infrastructure, a shortage of professionals and widespread insecurity. As a result, people with injuries, pre-existing conditions or disabilities do not have access to the care they need.

In 2024, HI gave a voice to these often-forgotten people in a publication entitled "Rehabilitation matters: the appeal made by people in conflict-affected areas". In this publication comprising a report, a website and a photo exhibition, seven men and women of different ages



and backgrounds from Colombia, Iraq and Laos share their experiences as explosive weapons survivors, internally displaced people, people living with disabilities or caregivers.

Their stories are a call to action: it is time for quality rehabilitation and assistive technology to be accessible everywhere to everyone who needs them.



**In 2024, 20,572 people received rehabilitation care in Yemen.**

## YEMEN

# A rehabilitation centre giving hope to war victims

Years of conflict in Yemen have taken a heavy toll on the population. Today, one of the main causes of amputation in the country is injury caused by bombing, shelling and explosive remnants of war. To bring assistance to war victims, HI is implementing rehabilitation activities and has supported the opening of a prosthetics and orthotics centre at Al Thawra hospital in Hodeidah governorate in the north of the country. This regional centre is a key resource for the six neighbouring governorates. With an initial capacity of 350 patients a year, by 2026 it will be catering to between 500 and 600 patients. Ultimately, it will be equipped to provide care to up to 3,600 patients annually. Opened in September

2024, it has already seen 200 patients, 40 of whom have benefited from prosthetic and orthotic services. By the end of the year, HI had supplied 276 prostheses and orthoses. HI is currently training 15 orthotists and prosthetists who will qualify in 2027 and join the teams in the Hodeidah centre. The centre also handles other rehabilitation needs, including domestic accidents, which account for 24% of cases, road accidents (20%) and chronic diseases and congenital anomalies (28%). In addition to the Hodeidah centre, HI supports five rehabilitation centres and 15 rehabilitation units in hospitals in different regions of the country.



## SUDAN

### A growing humanitarian crisis

In April 2023, an armed conflict broke out in Sudan between government forces and the Rapid Support Forces. In 2024, the country descended still further into a crisis with consequences that have made it one of today's worst humanitarian emergencies.

Displacement, hunger, malnutrition, epidemics and climate shocks have left the population in desperate need of assistance and protection. HI began operating in Sudan in early 2024, supporting a national organisation in the east of the country. Activities included rehabilitation, psychosocial support, protection and the promotion of inclusive humanitarian action. As part of this project, more than 1,400 people benefited from physical rehabilitation sessions, 2,310 psychological first aid sessions were organised and 582 people were referred to other services adapted to their specific needs.

**Nearly 3,500 Sudanese refugees in Chad have received rehabilitation care and mental health and psychosocial support.**

HI also supported Sudanese refugees in the Adré region of Chad, close to the border with Sudan. Rehabilitation and psychological first aid activities were carried out in the refugee camps and at a hospital run by Doctors Without Borders in Adré.

Almost 900 Sudanese refugees benefited from some form of assistance, with 411 people receiving rehabilitation care and 451 people benefiting from psychological first aid.

HI's operational unit, Atlas Logistique, also provided logistical support. Its teams rehabilitated an airstrip and built warehouses from where they coordinated the storage and delivery of humanitarian supplies. By the end of 2024, HI has obtained authorisation to launch activities in West Darfur and deploy an Emergency team.



**In 2024, in the DRC, 22,007 people benefited from mental health and psychosocial support and 10,449 others received rehabilitation care.**

## DEMOCRATIC REPUBLIC OF CONGO (DRC)

### The emergency situation of populations displaced by armed conflict

Since November 2023, the conflict in North Kivu has been escalating at an alarming rate, with dramatic consequences for civilians. Hundreds of thousands of people fleeing the violence and atrocities have escaped to the region's major cities. By January 2025, the provinces of North and South Kivu were sheltering some 4.6 million<sup>3</sup> internally displaced people, making the DRC one of the largest host countries for people uprooted within their own borders. The camps set up for displaced people do not have the necessary infrastructure to provide

dignified living conditions. To respond to the emergency, HI has set up mobile mental health, psychosocial support and rehabilitation clinics. Between February and April 2024, our teams raised awareness of mental health issues among 7,134 people and 702 benefited from psychosocial care. They also trained 179 community relays and 90 healthcare providers in psychological first aid and active listening, and 30 humanitarian workers in the concepts of mental health and inclusion. In the Mweso and Rutshuru health zones and the camps around Goma, HI is

currently running a functional rehabilitation and mental health project for vulnerable populations affected by the crisis. The project offers rehabilitation care, psychosocial support and stimulation therapy sessions for malnourished children. Our teams have already provided physical and functional rehabilitation services for 429 people and delivered 3,501 stimulation therapy sessions to 643 malnourished children to prevent and reduce developmental delays.

3. Source: UNHCR, 2025





**In Venezuela,  
25,873 people were supported  
by HI's actions in 2024.**

## VENEZUELA

# Empowering young people through economic inclusion

The economic inclusion of young people is key to promoting sustainable growth and social well-being. In the town of Paez in the Venezuelan state of Apure, HI has launched economic initiatives as part of its “Promoting opportunities for young people” project. These initiatives are designed to strengthen the economic independence of young people and generate favourable conditions for their growth and development, drawing on a market study that has identified potential areas of investment, skills and socio-economic needs in the project’s target zones. They specifically address needs identified by the young people themselves, most of which are generated by the lack of employment in their communities — a major factor in the country’s high levels of migration.

This project has given young people access to training and tools for a range of economic activities, including bread and pastry making, beauty care and small animal husbandry. This has led to the creation and strengthening of economic activities, improvements in the living conditions of young people and their families, a boost to the local economy and a reduction in migration among the young

population. A number of 15 to 29 year-olds from different communities presented their ideas and entrepreneurial opportunities to a panel of judges made up of community leaders and representatives of the project's partner organisations. The 64 production and service projects selected by the judges were those of young people who had taken into account the need to include people with disabilities and shown themselves to be committed to economic and environmental sustainability. These young entrepreneurs were then provided with tools and equipment, as well as training and support for the implementation of their business plans. A total of 428 young people benefited from the initiative. All the participants have since seen an increase in their income and experienced a boost to their self-esteem, personal development and career plans. The young women taking part gained greater autonomy and recognition, and now feel more confident exercising their rights. In 2024, 863 initiatives were carried out to enhance the professional skills of Venezuelans with disabilities and 359 people received support for individual economic initiatives.

## SENEGAL

# Making land safe through innovative mine clearance

Senegal estimates the extent of contamination by explosive remnants of war caused by the conflict in Casamance at 1,200,000 square metres of land, spread over five departments. In May 2022, HI relaunched its demining operations in the region where, since 2008, it had already cleared more than 900,000 square metres of land. But there are still many contaminated areas, with roads closed because of the presence of anti-personnel and anti-tank mines. To clear these areas and release the land back to the communities, HI is using innovative approaches to demining. For mechanical mine clearance, for example, the deminers use a remotely controlled machine called “the Digger”. Equipped with a tiller, this machine ploughs the ground, detonating any explosive devices or raising them to the surface to be defused by the deminers. The Digger can cover between 300 and 1,800 square metres per hour and is invaluable for ensuring the safety of deminers from mines that are otherwise undetectable in Casamance’s dense vegetation. Thanks to the Digger, teams are also kept at safe distance from other potential threats, such as snakes, ants and scorpions.

In 2024, 22,014 square metres of land were cleared using this machine. Since 2023, HI has been working with APOPO, an NGO with extensive experience of mine detection using animals, especially dogs. The main advantages of dogs are their powerful sense of smell and ability to move around difficult terrain. HI’s technical survey dogs are equipped with an intelligent backpack for remote guidance and observation. The backpack contains a camera and a GPS so that the dogs can search for mines off-leash and be located at all times. To keep them out of harm’s way, they are trained to sit at least one metre away from a target. This method of demining increases the efficiency of operations without compromising the safety of the dogs or the deminers. HI used dogs to clear 75,488.4 square metres of land in 2024, and a further 10,757 square metres of land was cleared using manual demining methods. By the end of 2025, HI’s two projects in Senegal will have released 800,000 square metres of land back to the communities in the regions of Ziguinchor and Sédhiou, helping to restore security and socio-economic prosperity.



**111 271 m² of land released back  
to the population in Senegal.**



## PHILIPPINES

# A population severely affected by climate disasters

In 2024, and for the third year running, the Philippines was ranked the country with the highest natural disaster risk in the world<sup>4</sup>. On average, 20 cyclones hit the archipelago every year. In 2024, 24 cyclones made landfall in less than 30 days, displacing families, damaging infrastructure and agricultural land and destroying livelihoods. HI and its partners deployed a series of emergency responses to provide multi-sectoral support to the worst affected communities. The ACCESS project, set up in the wake of tropical storm Kristine, helped to improve

the food security of 1,200 of the most vulnerable households in the Bicol region, affected by massive flooding. Each household received cash assistance to cover 87% of their food costs, ensuring that a family of five could meet its recommended daily food intake for 30 days. The project also provided water, hygiene kits, mobility aids and sanitation facilities. Another emergency response was deployed by HI and its partners for 5,000 households (16,000 people) in the Cagayan Valley, one of the hardest-hit regions. Here, the interventions restored livelihoods,

covered basic needs and strengthened people's resilience to future disasters. Financial aid was provided to 3,900 households to meet their urgent needs, and food parcels were distributed to 500 households. HI's teams also supplied mobility aids to 250 people, distributed water, hygiene & sanitation kits to 250 households and trained 105 health workers and midwives in disease detection and management. Educational content on gender-based violence and child protection was also provided.

4. Source: World Risk Index



**In the Philippines, 15,190 people were supported by HI's actions in 2024.**

## ENVIRONMENTAL AGENDA

# HI continues to pursue its environmental ambitions

In 2024, HI adjusted the measurements of its CO<sub>2</sub> emissions and revised the 2019 baseline for its field programmes.

A target of a 30% reduction in air travel was set for 2025, which should enable us to achieve a 21% reduction in our headquarters' footprint. In the field, action was taken to limit the waste generated by our activities and reduce our energy and fuel consumption. To reduce our purchasing footprint, our suppliers were asked to adopt an environmental approach, thereby improving not only our impact, but also that of our partners.

## TUNISIA

# Improving the inclusion of children with autism

In Tunisia, the diagnosis and treatment of people with autism spectrum disorder (ASD) is underdeveloped and there are no adequate mechanisms for integrating children with autism into mainstream environments. To help address this situation, HI teams are implementing a pilot project to foster social inclusion and promote quality of life for autistic children through an adapted, effective and high-quality multidisciplinary intervention run in partnership with civil society and various ministries. The mental health & psychosocial support, early childhood development, rehabilitation and inclusive education sectors are all working closely together on this issue. During the first phase of the project, from May 2020 to January 2023, HI and its partners focused on raising awareness and providing training on the early detection of autism and the referral and care of children with ASD. Our teams

also worked at the national level on networking with professionals and structures involved in autism care to promote collective reflection. During this first phase, an awareness-raising film was broadcast regularly on national television, an innovative awareness-raising tool using virtual reality techniques was developed, and 195 frontline workers and parents

**In Tunisia, 2,043 people were supported by HI's actions in 2024.**

took part in awareness-raising workshops. A further 500 education professionals were trained on the specific inclusion of children with ASD and three teaching modules were integrated into the curriculum of the Higher Institute of Education. Scheduled to run from February 2023 to January 2026, the second phase of the project focuses on integrating children with ASD into mainstream education. Activities involve parents to help them overcome social and psychological challenges and assume their role in their children's integration. For this second



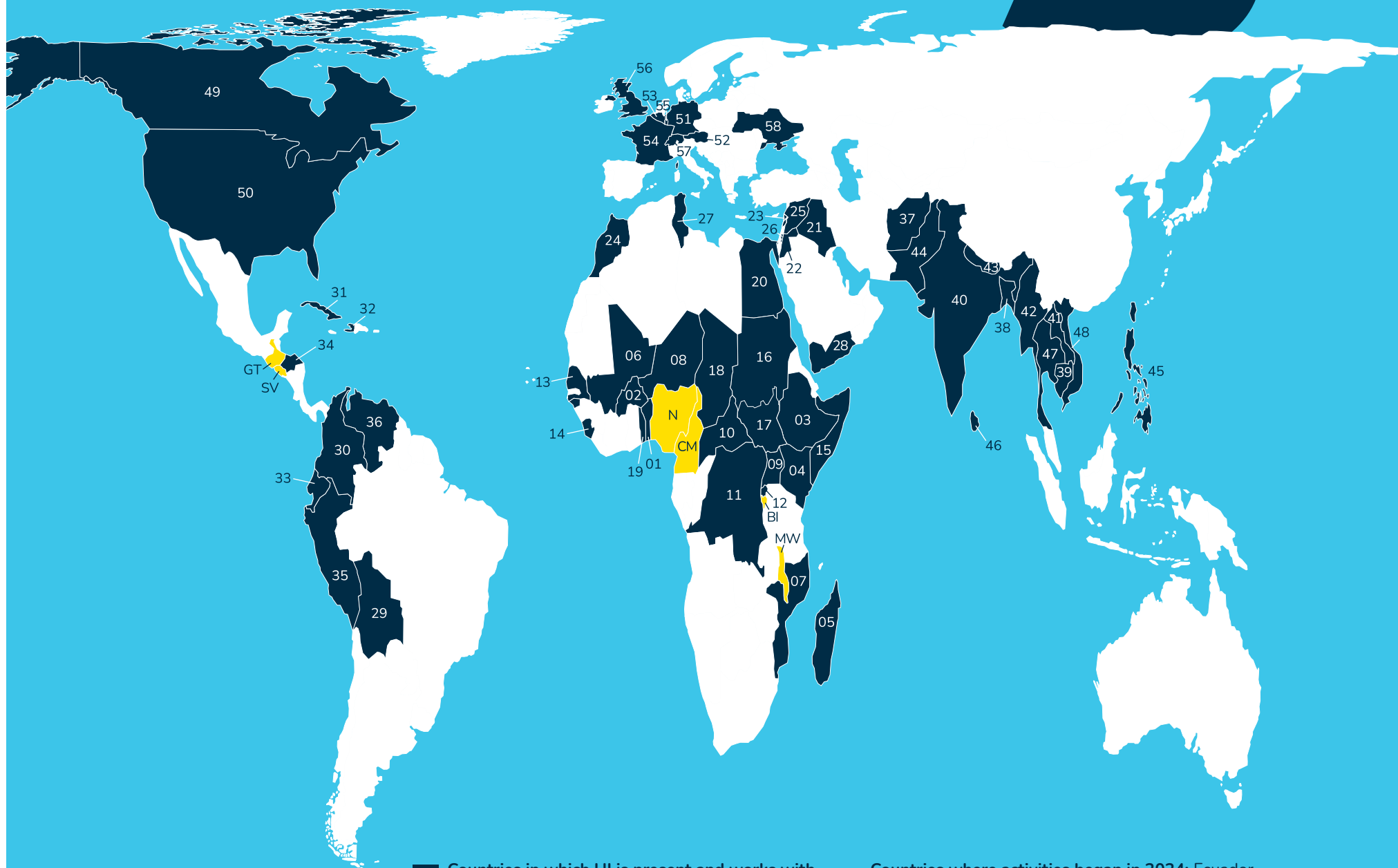
phase, five mobile clinics have been set up to facilitate the screening and medical monitoring of children with ASD. In 2024, 225 children received consultations in these mobile clinics. 13 discussion groups have been organised for parents, and 82 health professionals and 173 teachers have received autism training.



	Armed Violence Reduction	Atlas Logistique*	Advocacy	Prevention and health	Protection and risk reduction	Rehabilitation services	Social and inclusion	Emergency		Armed Violence Reduction	Atlas Logistique*	Advocacy	Prevention and health	Protection and risk reduction	Rehabilitation services	Social and inclusion	Emergency
<b>AFRICA AND THE INDIAN OCEAN</b>									<b>LATIN AMERICA AND THE CARIBBEAN</b>								
01 / Benin	X	X	X	X	X	X	X	X	29 / Bolivia			X	X		X		
02 / Burkina Faso	X	X	X	X	X	X	X	X	30 / Colombia	X		X	X	X	X	X	
03 / Ethiopia	X		X	X	X	X	X	X	31 / Cuba			X		X		X	X
04 / Kenya			X	X	X	X	X		32 / Haiti		X	X	X	X	X	X	X
05 / Madagascar			X	X	X	X	X	X	33 / Ecuador			X		X	X		
06 / Mali	X	X	X	X	X	X	X	X	34 / Honduras			X		X			
07 / Mozambique	X	X	X	X	X	X	X	X	35 / Peru			X	X	X	X	X	X
08 / Niger	X		X	X	X	X	X	X	36 / Venezuela	X		X	X	X	X	X	X
09 / Uganda			X	X	X	X	X		<b>ASIA</b>								
10 / Central African Republic	X	X	X	X	X	X	X	X	37 / Afghanistan	X	X	X	X	X	X	X	X
11 / Democratic Republic of the Congo	X	X	X	X	X	X	X	X	38 / Bangladesh		X	X	X	X	X	X	X
12 / Rwanda			X	X	X	X	X	X	39 / Cambodia	X		X			X	X	
13 / Senegal	X		X	X	X		X		40 / India				X				
14 / Sierra Leone			X	X			X		41 / Laos	X		X	X	X	X	X	X
15 / Somalia (including Somaliland)			X	X		X	X		42 / Myanmar (Burma)	X		X	X	X	X	X	X
16 / Sudan				X	X	X	X	X	43 / Nepal		X	X		X	X	X	X
17 / South Sudan	X		X	X	X	X	X	X	44 / Pakistan			X	X		X	X	X
18 / Chad	X	X	X	X	X	X	X	X	45 / Philippines				X	X	X	X	X
19 / Togo	X	X	X	X	X	X	X	X	46 / Sri Lanka					X	X	X	
<b>NORTH AFRICA AND THE MIDDLE EAST</b>									47 / Thailand	X				X	X		
20 / Egypt			X	X	X	X	X	X	48 / Vietnam					X	X	X	
21 / Iraq (including Iraqi Kurdistan)	X		X	X	X	X	X		<b>NORTH AMERICA</b>								
22 / Jordan			X	X	X	X	X		49 / Canada			X					
23 / Lebanon	X	X	X	X	X	X	X	X	50 / United States			X					
24 / Morocco				X	X	X	X	X	<b>EUROPE</b>								
25 / Syria	X		X	X	X	X	X	X	51 / Germany			X				X	
26 / Occupied Palestinian Territories	X	X	X	X	X	X	X	X	52 / Austria			X					
27 / Tunisia			X	X	X	X	X		53 / Belgium			X					
28 / Yemen	X		X	X	X	X	X	X	54 / France			X					
									55 / Luxembourg			X					
									56 / United Kingdom			X					
									57 / Switzerland			X					
									58 / Ukraine	X	X	X	X	X	X	X	X

**Atlas Logistique:** Logistics consultancy; Light civil engineering; Shared transport and storage platforms; Strengthening of supply chains and humanitarian and market access.

## Part 3 | Worldwide presence 480 projects in 58 countries



**Countries in which HI is present and works with national or international partners.**

**Countries where HI supports a national partner or provides technical assistance to NGOs or public organisations:** Burundi (BI), Cameroon (CM), El Salvador (SV), Guatemala (GT), Malawi (MW), Nigeria (N).

**Countries where activities began in 2024:** Ecuador, Honduras, Sudan.

**Countries where activities were closed down in 2024:** Guinea-Bissau.

**All National Associations** — Germany, Belgium, Canada, United States, France, Luxembourg, United Kingdom, Switzerland — and HI's office in Austria conduct advocacy activities, including fighting against the bombing of civilians.

The borders and country names shown in this map do not imply an opinion by HI as to the status of these territories. If certain countries are not represented, this is solely due to a lack of space. / This map uses the Gall-Peters projection, which shows all continents according to their actual size.





## Part 4 | Financial report HI Network

### A WORD FROM OUR TREASURER

## Consolidating our action by means of rigorous management

**Our activity reached unprecedentedly high levels in 2024, with an increase in the financial volume of our programmes from €180 million in 2023 to almost €195 million.** We remained highly mobilised throughout the year in response to a growing number of high- and medium-intensity crises. **Despite increasingly difficult access to populations, we effectively pursued our interventions.**

We allocated €14.6 million of funding to our actions in Ukraine, €15.2 million to Syria and €9.9 million to our projects with Sudanese refugees in Chad.

We also ran direct interventions in Sudan (€0.7 million). In the Occupied Palestinian Territories (particularly Gaza), the level of our activity grew considerably, with expenditure increasing from €2.7 million in 2023 to €9.4 million in 2024. Our commitment to Yemen and the Democratic Republic of Congo also remained strong (€7.9 million and €8.6 million respectively).

Private fundraising slowed down at the end of 2024, with certain bequests being postponed until 2025. Nevertheless, **public generosity remained high, reaching €58.2 million**, just €5.5 million down on 2023. **Public institutional funding,**

on the other hand, **rose by €16.3 million to €193 million.** **Our federal network's net result was slightly in surplus (+1.2 M€),** thanks to the use of designated funds raised in 2022 for Ukraine, our institutional donors' contributions to administrative costs, good financial results and favourable exchange rates.

**This surplus has enabled us to strengthen our reserves,** which now stand at €58.5 million or 2.6 months of activity.

**This sound financial base will enable us to cope with future contingencies and funding challenges, while guaranteeing the continuity of our actions.**

**Our operating costs remained under control** at 6% of expenditure in 2024, and fundraising costs were stable at 9%. **85% of resources, i.e. €229 million, were allocated to our social missions.** Despite the unprecedentedly brutal termination in January 2025 of the majority of our US-financed projects and the funding cuts announced by other donors, we remain fully committed to ensuring the deployment of our social missions in the service of the most vulnerable populations.

**Claire VAUDRAY-RADISSON**

## HI's funding and finance management principles

### DIVERSE FUNDING SOURCES

To maintain its independence and ensure the long-term future of its actions, HI has three main sources of funding:

- funds raised from the general public through donations, solidarity sponsorship, legacies and sales of craft, fair-trade and co-branded products;
- grants from institutional donors (United Nations, European Union, the regional or national branches of international cooperation agencies) or private bodies (foundations, associations, companies);
- HI also charges governmental agencies and international bodies for expertise and consultancy services.

As a result of its mixed funding structure (private donations and institutional funding) and international activity in contexts of crisis, disaster, reconstruction and development, HI's financial statements cannot easily be compared with those of other types of organisation.

### PUBLIC GENEROSITY: A VITAL SOURCE OF FUNDING

Funds raised from the general public not only allow the organisation to finance the implementation of its programmes directly, but also to leverage additional funding for implementing actions on a larger scale. In fact, institutional donors are usually only willing to provide funding if the organisation is able to co-finance the programme concerned with funding raised from the general public. Public generosity is therefore the driving force behind the funding of HI's activities.

### POOLING DONATIONS FOR GREATER EQUITY

HI has always made it a rule not to allocate donations to a given programme (except in the case of solidarity sponsorship), but rather to pool donations so they can be

used on all of its programmes.

It can thus mobilise funding at any time for wherever the needs are greatest and most urgent. This practice of pooling unrestricted funds is complementary to that of institutional donors who designate funds to specific projects.

### A RESERVES POLICY TO ENSURE FINANCIAL SECURITY

In order to preserve its financial security and that of its actions, HI builds up reserves of own funds and liquid assets. These reserves enable the organisation to cope with any fluctuations in resources. They also cover the need for working capital caused by the lag time between the implementation of activities and the receipt of institutional funding and allow HI freedom of initiative and independence of action in implementing its social missions. Lastly, these reserves enable the organisation to finance its strategic development projects.

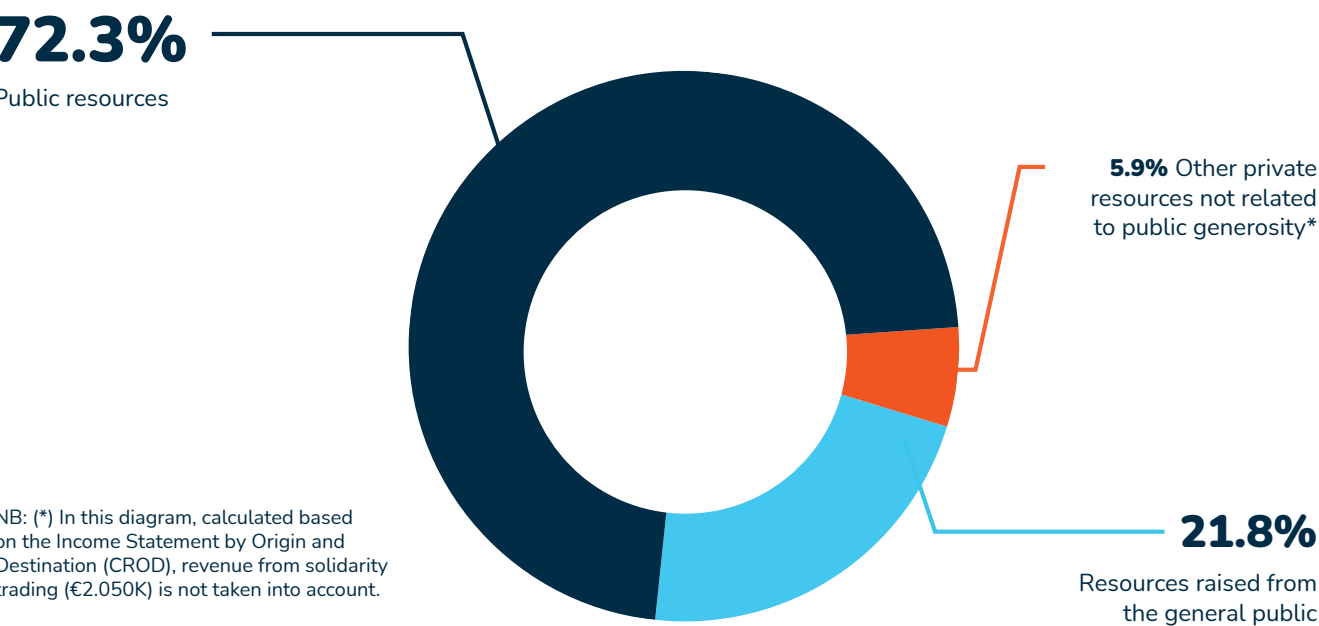
### FINANCIAL TRANSPARENCY

HI has made financial transparency one of its key management principles. Its objective is to be capable of accounting for the use of all the funds entrusted to it at all times. In addition to internal controls, all HI network entities undergo numerous external audits. The accounts are certified by a statutory auditor in their own country, and then the organisation's combined accounts are signed off by the Federation's statutory auditor, Mazars. The financial reports on the use of institutional funding produced by the organisation are also frequently audited by external auditors.

Finally, the French Court of Auditors (*Cour des Comptes*) can audit the Federation, headquartered in France, or the French national association at any time.



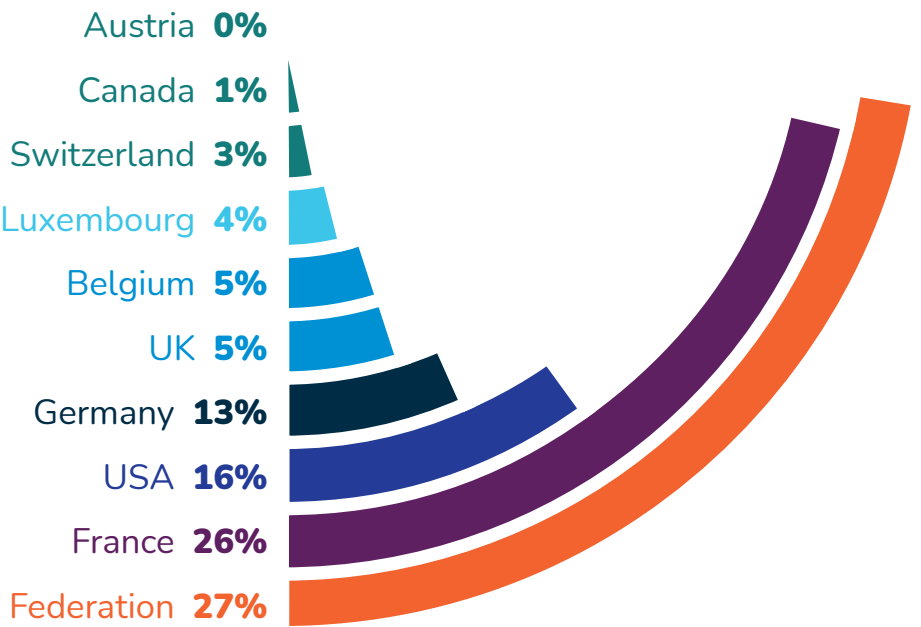
Where our resources come from



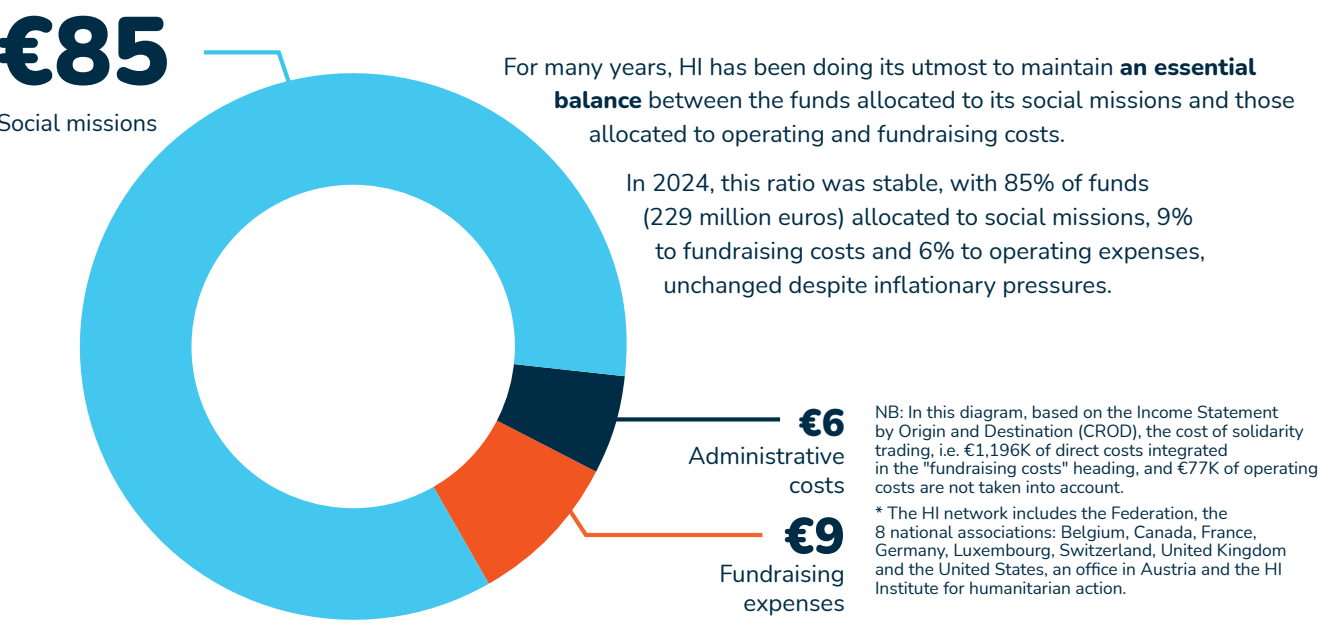
Federation and National Association contributions to the international network's resources

The federal network enables HI to develop and diversify:

- its financial, institutional and private resources;
- its human resources, through the recruitment of volunteers and international staff;
- its technical skills, through the acquisition of additional know-how.



For €100 spent in 2024 by the HI network\*



Methodology used in establishing the Income Statement by Origin and Destination (CROD) and the CER\*

As of the financial period beginning on 1 January, 2020, private not-for-profit legal entities must apply ANC (French accounting Norms) Regulation No. 2018-06 of 5 December 2018, which replaces CRC Regulation No. 99-01 of 16 February 1999, and was amended by the following regulations ANC n°2020-06 and n°2022-04.

This regulation provides, among other things, for the production of several tables, **including the Income Statement by Origin and Destination (CROD) that integrates all the uses and resources committed by the HI Network.** Based on the CROD, the Annual Statement of Use of Funds (CER) now only specifies the origin of resources collected from the public,

and their use by the organisation during the financial period.

In application of common accounting principles, these tables are established based on the cost accounts produced by each entity in the HI organisation, and in conformity with the regulations in force.

Each use heading includes the direct costs and the management costs of the activities concerned.

International and national staff costs are charged directly to the programme concerned.

Costs incurred on development education work relate to the social mission and are therefore classified under that heading. This is the case for the costs incurred by international

campaigns to ban landmines and cluster munitions, and the EWIPA campaign aiming to put an end to the bombing of civilians.

Costs relating to information to the general public (the website, for example) are included under "Administrative costs".

Exceptional income and expenditure for the financial year are incorporated into each heading of the CROD.

Finally, the heading "Uses of funds raised from the general public" is calculated as the difference between the cost of each use heading and other funding allocated to them (mainly institutional funds).

\* As the Federation is headquartered in France, French regulations apply.



INCOME STATEMENT BY ORIGIN AND DESTINATION

At 31st December 2024 in thousands EUR.  
This table is based directly on HI's annual financial statements. As such, the figures have been rounded up.

A — Resources and expenditures by origin and use of funds

PRODUITS PAR ORIGINE	YEAR 2024		YEAR 2023	
	TOTAL	Of which public generosity	TOTAL	Of which public generosity
1 – Income from the public's generosity	58,154	58,154	63,662	63,662
2 – Income not related to the public's generosity	17,906	–	16,653	–
3 – Grants and other public subsidies	193,265	–	176,949	–
Total income	269,325	58,154	257,264	63,662
4 – Reversals of provisions and depreciation	3,076	–	4,354	–
5 – Uses of previous earmarked funds	2,655	2,655	1,556	1,556
Total	275,056	60,809	263,174	65,218
EXPENDITURES BY DESTINATION				
1 – Social missions	228,939	38,611	212,159	36,204
2 – Fundraising costs	24,585	16,852	23,722	20,704
3 – Operating costs	15,370	–	16,135	240
Total expenses	268,894	55,463	252,016	57,148
4 – Provisions and depreciation	3,570	–	1,444	–
5 – Income tax	1,404	1,404	973	973
Total	273,868	56,867	254,433	58,121
Surplus or deficit	1,188	3,942	8,741	7,097

B — Voluntary contributions in kind

PRODUCTS BY ORIGIN	YEAR 2024		YEAR 2023	
	TOTAL	Of which public generosity	TOTAL	Dont générosité du public
1 – Voluntary contributions from the public	5,583	5,583	3,844	3,844
2 – Voluntary contributions not linked to public generosity	–	–	–	–
3 – Public assistance in kind	–	–	–	–
Total	5,583	5,583	3,844	3,844
EXPENDITURES BY DESTINATION				
1 – Voluntary contributions to social missions	1,655	1,655	1,383	1,383
2 – Voluntary contributions to fundraising	2,207	2,207	1,308	1,308
3 – Voluntary contributions to the admin. costs	1,721	1,721	1,153	1,153
Total	5,583	5,583	3,844	3,844

ANNUAL STATEMENT OF USE OF FUNDS RAISED FROM THE PUBLIC (CER)

At 31st December 2024 in thousands EUR  
This table is based directly on HI's annual financial statements. As such, the figures have been rounded up.

USE OF FUNDS BY DESTINATION	YEAR 2024	YEAR 2023
	TOTAL	TOTAL
1 – Social mission	38,611	36,204
2 – Fundraising costs	16,852	20,704
3 – Operating costs	–	240
Total use of funds	55,463	57,148
4 – Provisions and depreciation	–	–
5 – Deferred funds from the year	1,404	973
Surplus of the public's generosity for the year	3,942	7,097
TOTAL	60,809	65,218

RESOURCES BY ORIGIN		
1 – Resources from the public's generosity	58,154	63,662
Total resources	58,154	63,662
2 – Reversals of provisions and depreciation	–	–
3 – Uses of previous earmarked funds	2,655	1,556
Deficit of the public's generosity for the year	–	–
TOTAL	60,809	65,218

Resources carried over from public generosity at the beginning of the year (excluding dedicated funds)	47,740	41,095
(+) surplus or (-) shortfall of public generosity	3,942	7,097
(+) net investments and (-) disinvestments related to the generosity of the public during the year	-752	-452
Resources carried over from public generosity at the end of the year (excluding dedicated funds)	50,930	47,740

**Resources raised from the public:** all one-off donations, direct debit donations, donations from solidarity sponsorships, bequests, etc. Raised in the year.

**Income not related to public generosity:** private institutional funding from foundations and associations, income from solidarity trade, other income.

**Subsidies and other public support:** funding obtained from international organizations (including the european union and the united nations), as well as public subsidies obtained mainly in the countries where the national associations of the network are established.

**Social missions:** implementation of hi programmes throughout the world and programmes coordination from headquarters. A programme includes more than one projects.

**Fundraising expenses:** includes expenses for general public fundraising campaigns and the search for public and private institutional funds.

**Administrative costs:** includes all expenses related to general services, as well as expenses for information and awareness-raising, for example the organisation's website

**Reported resources related to public generosity at the beginning of the financial year (excluding dedicated funds):** constitutes the "initial stock of donations". It corresponds to the part of the own funds coming from the collection from the public and not used during the previous financial years.

**Resources carried over from public generosity at the end of the financial year (excluding dedicated funds):** constitutes the "final stock of donations" not used at the end of the year. This stock, integrated into own funds, contributes to the financial security essential to the sustainability of social missions.



Distribution of expenditure related to social missions  
by geographical area: €229 millions

This table is based directly on HI's annual financial statements. As such, the figures have been rounded up.

Asia		Africa and the Indian Ocean		North Africa and the Middle East	
45.1 million euros		78.7 million euros		58.9 million euros	
Afghanistan	25.52%	Benin	2.75%	Egypt	3.26%
Bangladesh	20.92%	Burkina Faso	7.45%	Iraq	6.61%
Cambodia	3.57%	Central African Republic	7.24%	Jordan	10.50%
China	1.59%	Chad	13.85%	Lebanon	8.15%
Laos	6.85%	Democratic Republic of the Congo	11.88%	Morocco	4.35%
Myanmar	6.83%	Ethiopia	6.63%	Palestinian territories	18.39%
Nepal / India	6.65%	Kenya	4.28%	Syria	28.29%
Pakistan	6.90%	Madagascar	5.39%	Tunisia	5.37%
Philippines / Indonesia	7.37%	Mali	8.56%	Yemen	15.08%
Sri Lanka	0.85%	Mozambique	3.49%	Europe 15.9 million euros	
Thailand	5.45%	Niger	4.99%	Ukraine 100.00%	
Vietnam	7.50%	Republic of South Sudan	3.12%	Carried out at National level	
Central and South America		Rwanda	4.34%	11.8 million euros	
18.5 million euros		Senegal / Guinea Bissau	4.42%	International Campaign to Ban Landmines and EWIPA* campaign	
Bolivia	2.96%	Sierra Leone	1.94%	HI Institute	
Colombia	56.08%	Somalia	1.83%	3.06%	
Cuba	4.69%	Sudan	1.06%	Campaign to promote the inclusion of people with disabilities	
Haiti	23.73%	Togo	2.34%	20.90%	
Honduras	0.24%	Uganda	4.44%	Other programmes activities	
Peru	2.15%			37.35%	
Venezuela	10.15%				

\* EWIPA: advocacy campaign aimed at reducing the impact of explosive weapons in populated areas.

## Breakdown of the volume of social missions by sector of activity

**Total social missions:**  
**€229 million**

N.B.: In the above table and diagrams, based on the Income Statement by Origin and Destination (CROD), the costs directly linked to the coordination of social missions (including monitoring and support costs) are split between the programmes according to a calculation rule validated by HI's auditor.



## Federal network combined balance sheet

At 31 December 2024 in thousands EUR.  
This table is based directly on HI's annual financial statements. As such, the figures have been rounded up.

Assets	2024	2023
Fixed assets <sup>1</sup>	17,898	19,042
Institutional donors <sup>2</sup>	232,965	264,677
Receivables received by legacies or donation <sup>2</sup>	5,892	4,773
Other inventories and receivables <sup>2</sup>	29,928	29,235
Cash disposal <sup>3</sup>	69,635	65,102
Exchange adjustment – assets	752	615
<b>TOTAL ASSETS</b>	<b>357,070</b>	<b>383,444</b>

Liabilities	2024	2023
Own funds <sup>4</sup>	58,476	57,298
Deferred funds related to bequests or donations	6,482	6,093
Dedicated funds <sup>5</sup>	1,768	2,970
Provisions <sup>6</sup>	5,511	4,239
Debts of legacies and donations <sup>7</sup>	3,451	2,985
Institutional donors <sup>7</sup>	27,619	17,544
Current liabilities <sup>7</sup>	33,287	30,884
Deferred income related to institutional funding <sup>8</sup>	219,417	261,366
Unrealised exchange gains	1,059	65
<b>TOTAL LIABILITIES</b>	<b>357,070</b>	<b>383,444</b>

As of 1 January 2020, all legacies and donations are recorded as assets and liabilities in the specific accounts from the date of acceptance by the Board of Trustees. As soon as a funding contract (awarded by public and private institutional donors) is signed, the entire subsidy is recorded as income, with a corresponding receivable from the donor on the assets side of the balance sheet. At the close of accounts, the income is adjusted to the expenses incurred during the financial year: the portion of the grant relating to future financial years is entered at the close of the financial year in a "Deferred income from donors" account. The receivable from the donor is adjusted during the year based on the donor's payments.

- 1- **Fixed assets:** buildings, vehicles, computer hardware, and so on, as well at head-office as on the field.
- 2- **Current assets:** inventories of raw materials / client receivables and related accounts, and institutional donors.
- 3- **Cash disposal:** cash immediately available for the organisation's needs. Part of these funds is placed without risk to financial investments.
- 4- **Own funds:** security funds constituted since the creation of the organisation. They are integrated into the treasury and they allow hi to finance its actions pending the arrival of institutional funding.
- 5- **Provisions for risks and charges:** provisions to cover current disputes or possible risks on funding contracts.
- 6- **Designated funds on restricted donations:** funds restricted to specific projects and not used during the period.
- 7- **Debts:** amounts due to suppliers, social security funds and funds advanced by institutional donors and not used during the year.
- 8- **Revenue from institutional financing:** amount of institutional financing acquired but not yet used during the year.





## Part 5 | Financial report Federation

The eight national associations that form the federal network entrust the Federation with exclusive responsibility for the implementation of international aid projects, advocacy and political initiatives at the international level, the preparation of medium-term strategy and the development of common policies and operating procedures.

### HI Federation balance sheet

At 31 December 2024 in thousands EUR  
This table is based directly on HI's annual financial statements. As such, the figures have been rounded up.

Assets	YEAR 2024	YEAR 2023
Fixed assets <sup>1</sup>	13,297	14,155
Institutional funding <sup>2</sup>	94,831	98,760
Other inventories and receivables <sup>2</sup>	42,587	39,303
Cash disposal <sup>3</sup>	45,410	39,688
<b>TOTAL ASSETS</b>	<b>196,125</b>	<b>191,906</b>

Liabilities	YEAR 2024	YEAR 2023
Own funds <sup>4</sup>	47,811	47,915
Provisions for risks and charges <sup>5</sup>	5,428	4,338
Dedicated funds on restricted donations <sup>6</sup>	1,722	2,566
Donor debts <sup>7</sup>	10,389	4,110
Other debts <sup>7</sup>	130,775	132,977
<b>TOTAL LIABILITIES</b>	<b>196,125</b>	<b>191,906</b>

**1- Fixed assets:** buildings, vehicles, computer hardware, and so on, as well at head-office and as on the field.

**2- Current assets:** inventories of raw materials / client receivables and related accounts, and funding organisations.

**3- Cash disposal:** cash at bank and in hand. Part of this disposal is placed without risk to financial investments.

**4- Own funds:** security funds constituted since the creation of the association. They are integrated into the treasury and they allow hi to finance its actions while waiting for the institutional donors funds.

**5- Provisions for risks and charges:** provisions to cover current disputes or possible risks on funding contracts.

**6- Designated funds on restricted donations:** funds restricted to specific projects and not used during the period.

**7- Debts:** amounts due to suppliers, social security funds and funds advanced by institutional donors and not used during the year.

**8- Other debts, of which prepaid revenue on institutional financing:** amount of institutional funding acquired but not yet used during the year.

### HI Federation income statement

At 31December 2024 in thousands EUR.  
This table is based directly on HI's annual financial statements.  
As such, the figures have been rounded up.

	YEAR 2024	YEAR 2023	
INCOME STATEMENT	Sales of goods and services	94	2,021
	Income from third party funders	236,884	224,012
	Reversals of depreciation, impairment, provisions and expenses transfers	3,280	4,426
	Use of dedicated funds	2,257	1,411
	Stocked production	0	-225
	Capitalized production	8	165
	Other products	3,526	2,023
	TOTAL I	246,049	233,833
OPERATING EXPENSES	Purchase of raw materials, goods and other supplies	1	0
	Change of raw materials inventories	0	0
	Other purchases and external charges	63,804	60,617
	Financial aid paid by the entity	62,806	55,385
	Taxes and similar payments	3,143	2,502
	Wages and salaries	89,159	82,892
	Social security charges	19,711	18,162
	Depreciation and amortisation	1,968	1,969
	Allocation to provisions	3,437	1,644
	Dedicated funds carried forward	1,382	664
	Other expenses	989	495
	TOTAL II	246,400	224,330
	1. OPERATING RESULT (I-II) <sup>1</sup>	-351	9,503
	Financial products (III)	2,397	1,531
	Financial expenses (IV)	1,558	1,797
	2. FINANCIAL RESULT (III-IV) <sup>2</sup>	838	-266
	3. CURRENT INCOME BEFORE TAXES (I-II+III-IV)	487	9,237
	EXCEPTIONAL PRODUCTS (V)	167	92
	EXCEPTIONAL CHARGES (VI)	181	128
	4. EXCEPTIONAL RESULT (V-VI) <sup>3</sup>	-14	-36
	Income tax (VII) <sup>4</sup>	208	251
	TOTAL INCOME (I+III+V)	248,612	235,456
TOTAL EXPENSES (II+IV+VI+VII)	248,347	226,506	
SURPLUS OR DEFICIT	265	8.950	

**1. Operating income and expenses:** purchases, overheads, wages, taxes, depreciations and provisions for expenses, donations and fundings for income.

**2. Financial income and expenses:** loans, investments and exchange gaps.

**3. Exceptional income and expenses:** assets transfer, penalties.

**4. Income taxes:** taxes on financial operations.



## Handicap International — Humanity & Inclusion network 2024 annual report

Publication Director: **Jean-Noël Dargnies**  
Editorial Director: **Manuel Patrouillard**  
Editorial Board: **Catherine Clavel, Florence Daunis, Sylvain Ogier, Marie Verrier**  
Graphic design: **Mélissa Jay / HI**  
Layout: **Marion Dumoulin**  
Proofreading: **Carole Deville**  
Translation coordination: **Marly Revuelta**  
**Translation: Mandy Duret, Roselyn Smith-Thomas, Tom Shelton**  
Photo research: **Laethicia Lamotte**  
Printing: **2 Print**  
Cover photo: **Tchad © T. Nicholson / HI**

Chad. Mariam, 53, originally from Maku in Sudan, sits outside her shelter in Adré camp after fleeing the conflict in Darfur.

ISBN : 978-2-37886-023-3 9782378860233

The Handicap International — Humanity & Inclusion network is composed of a Federation, which implements our field programmes in 49 countries, 8 national associations, an office in Austria and the HI Institute for Humanitarian Action.

The programmes and National Associations operate under the names “Humanity & Inclusion”, “Humanité & Inclusion” or “Handicap International” depending on the country.

## HI Federation Board of Trustees 2025 – 2026

### BUREAU

Chairperson : **Jean-Noël DARGNIES** —  
Director, Education sector  
General Secretary: **Christian FUCHS** —  
Corporate director  
Treasurer: **Sophie DUVAL** —  
Certified public Accountant

### MEMBERS

**Dagué Ndeye GUEYE** —  
Association representative  
**Patrick KEUSTERS** — President of HI Belgium  
**Magali MOURLON** — Humanitarian officer  
**Jean-Thomas NOUBOUSSI** —  
Senior International Civil Servant  
**Arnaud de POMMERY** — Corporate director  
**Bernard POUPON** — Corporate director  
**Ezana RASWORK** — Entrepreneur  
**Pauline RESTOUX** — President of HI France  
**Élise SAINT-AUBIN** — Consultant  
**Prosper TEBOUL** — Consultant

## Handicap International Humanity & Inclusion network

138, avenue des Frères-Lumière CS 88379  
69371 LYON CEDEX 08 — FRANCE

Tel: + 33 (0) 4 78 69 79 79  
Fax: + 33 (0) 4 78 69 79 94  
E-mail: [contact@hi.org](mailto:contact@hi.org)

[www.hi.org](http://www.hi.org)

